





Christmas



Home




Learning



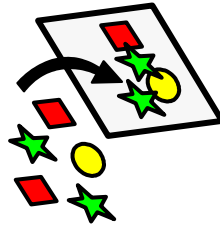
Booklet



Can




you

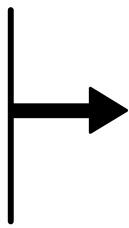


decorate


a



bauble



from




your



Christmas tree

with



glue

and




glitter?







Can



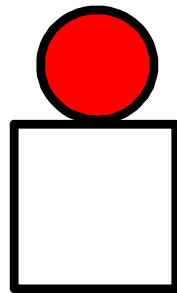
you



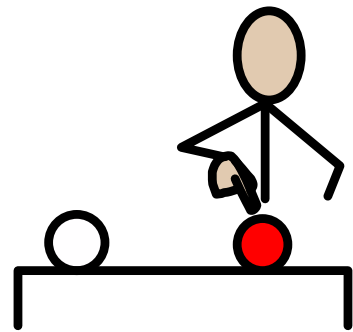
stick



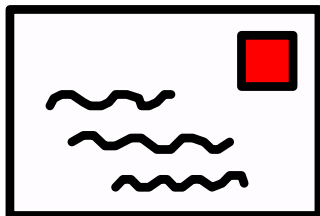
pictures



on



this

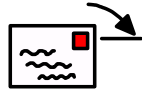


letter

for



Santa?



Dear



Santa,



I



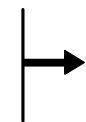
would



like...




Love




from




Can



you



take a photo




of

your




Christmas Tree



to


show




us?



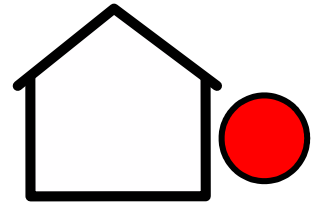
Can




you



go

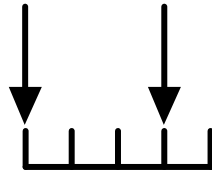


outside




and

see



some




pretty



Christmas

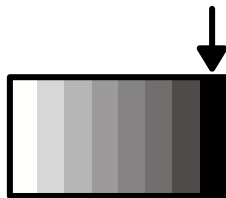


lights



when


it gets



dark?



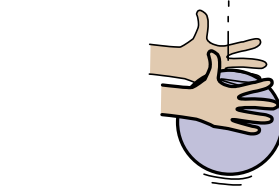
Can




you



listen



to 'Let it go' and



play


with



flour?




What



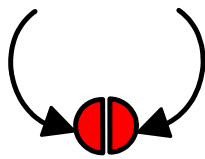
marks




can



you



make



in

the




flour?

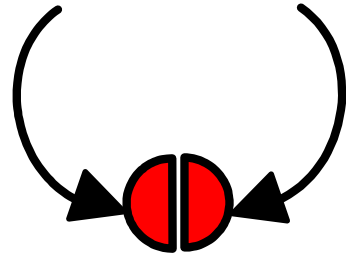




Can




you



make



a snowman




biscuit?






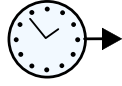
Snowman



Biscuits




You



will




need:



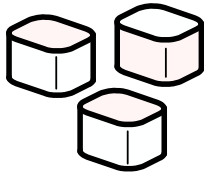
digestives



runny




icing



marshmallows



bowl



spoon



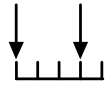
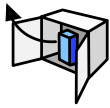
sprinkles



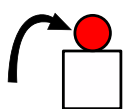
Snowman Biscuits



1. Mix icing and water until runny



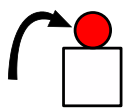
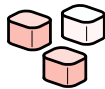
2. Get out some biscuits



3. Spoon icing onto the biscuits



1



4. Put 1 marshmallow onto the biscuits

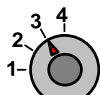


5. Add sprinkles for the snowman eyes, nose and



buttons


6



6. Leave to set, then eat.



Can




you




wear




a Christmas




jumper,



t-shirt




or hat?



We




would




love

to




see



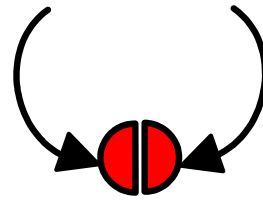
a photo!



Can



you



make

a



family



Christmas



handprint



wreath?






Christmas



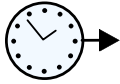
Handprint




Wreath




You



will



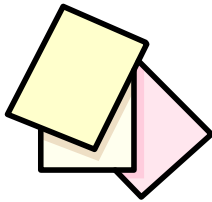
need:




pens



paint




paper



glue



scissors



string



sequins,



glitter

or



pompoms




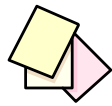
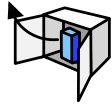
Christmas



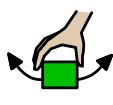
Handprint



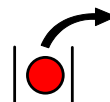

Wreath




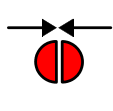

1. Get out paper and draw around your hand or



use paint to make a handprint.




2. Ask an adult to cut them out




3. Glue them together in a circle shape



4. Decorate with sequins, glitter or pompoms.



5. Add string to the top and hang it on a




wall



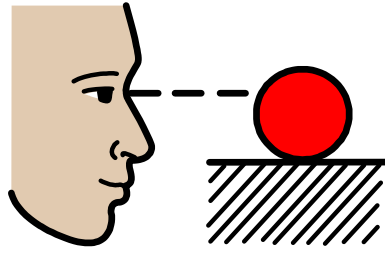
or door.



Can



you



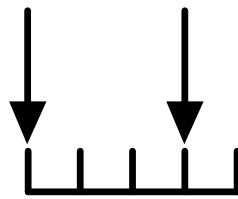
watch

and



listen


to



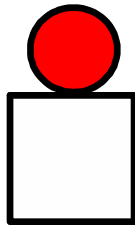
some



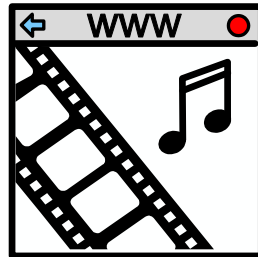
Christmas



songs




on




youtube

with



your




family?

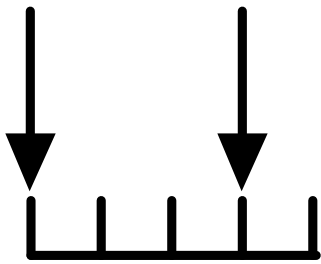


Can


you




find




some



small



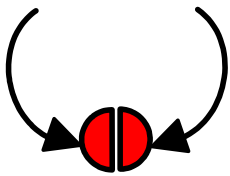
twigs



outside?



The twigs will help you to



make a Rudolph like this one:






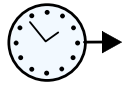
Rudolph




Tube




You



will



need:




tube



brown




paint



glue



twigs



stick

on



eyes



pompoms



Rudolph Tube



1. Paint the tube with brown paint



2. Let it dry




=



3. Glue the twigs on the tube like antlers




4. Glue a pom-pom on for Rudolph's nose




5. Glue on the stick on eyes





We wish you a



merry

Christmas!